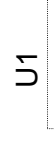


HEATER 1

JP1

HEATER 1
AREA



JP2

JP3

JP8

JP4

JP9

JP5

JP6

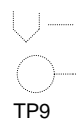
JP7



SP1

TP1

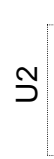
TP2



HEATER 2

JP10

HEATER 2
AREA



DRAWN BY: TIM KLEMANN

RELEASED BY:

UPDATED BY:

intersil

DATE: 10/29/2013

DATE:

DATE:

TESTER

FILENAME: ~/ISL71590SEH/ISL71590SEHEV1ZB

ENGINEER: LARRY GOUGH

TITLE: ISL71590SEH
EVALUATION BOARD
SCHEMATIC

MASK#

HRDWR ID

REV. B

SHEET 1 OF 1