


RTD60

Silicon-Based Thermopile Detector 60

The RTD60 is a single-channel silicon-based thermopile detector in a TO-5 package. The device offers a low-cost solution, with a small active area and fast response, with a time constant of 18ms with Nitrogen encapsulation gas.

Image Diagram



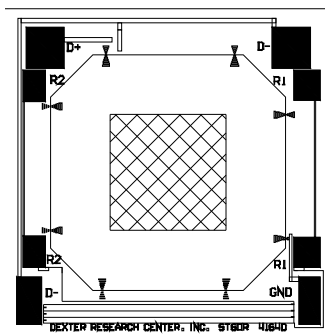
Features

- A single-channel silicon-based thermopile detector in a TO-5 package
- Four pin, 9.22mm TO-5 package
- Active area size is 0.61 × 0.61 mm
- Delivers a time constant of 18ms with Nitrogen encapsulation gas
- Very low Temperature Coefficient of Responsivity of -0.04%/°C
- Very short thermal shock response to ambient temperature change
- Internal 5% NTC chip thermistor provides ambient package temperature measurement
- Internal aperture precisely defines active area for applications with FOV and/or spot size requirements

Benefits

- Low cost and small active area

Detector Circuit Overlay



Applications

- Gas analysis
- Fire suppression
- Non-contact temperature sensors
- Horizon sensors
- Capnography

1. Specifications

Specifications apply at 23°C with KBr Window and Nitrogen encapsulating gas.

Symbol	Parameter	Min	Typ.	Max.	Unit	Comments ^[1]
AA	Active Area size	0.61 × 0.61			mm	Hot junction size, per element.
A	Element Area	.37			mm ²	
	Number of Junctions	80				Per element.
	Number of Channels	1				Per detector package.
V _s	Output Voltage	80	110	130	μV	DC, H = 330μW/cm ² [2]
SNR	Signal-to-Noise Ratio	2,365	3,513	4,792	√Hz	DC, SNR = V _s /V _n
R	Responsivity	65.2	89.7	105.9	V/W	DC, $\mathcal{R} = V_s/HA$ [3]
R	Resistance	45	60	70	kΩ	Detector element.
	Temperature Coefficient of \mathcal{R}		-0.04		%/°C	Best linear fit, 0° to 85°C [4]
	Temperature Coefficient of R		0.11		%/°C	Best fit, 0° to 85°C [4]
V _n	Noise Voltage				nV/√Hz	V _n ² = 4kTR
NEP	Noise Equivalent Power				nW/√Hz	DC, NEP = V _n HA/V _s [3]
D*	Detectivity				10 ⁸ cm√Hz/Ω	DC, D* = V _s /V _n H√A [3]
T	Time Constant		18		ms	Chopped, -3dB point [4]
FOV	Field of View	72°/90°			Degrees	For FOV description, see Package Outline Drawings .
	Package Type	TO-5				Standard package hole size: 0.060" × 0.060"
T _a	Operating Temperature	-50		+125	°C	
	CO ₂ Filter, Central Wave Length		4.260		μm	

1. General specifications: Flat spectral response from 100nm to > 100μm. Linear signal output from 10⁻⁶ to 0.1W/cm². Maximum incident radiance 0.1W/cm², damage threshold ≥ .5W/cm².
2. Test conditions: 500K Blackbody source; Detector active surface 10cm from 0.6513cm diameter Blackbody Aperture.
3. A is detector area in mm².
4. Parameter is not 100% tested. 90% of all units meet these specifications.

2. Package Outline Drawings

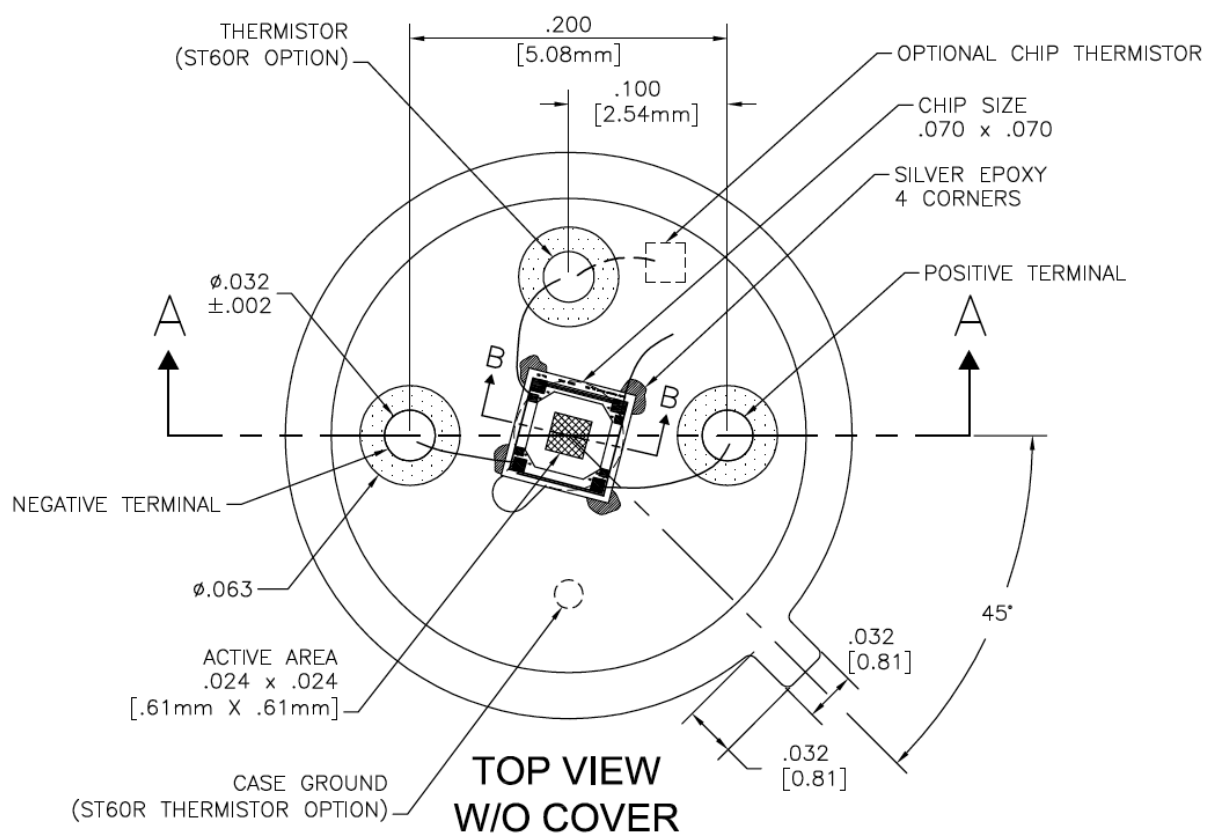


Figure 1. Package Outline Drawings – Top View

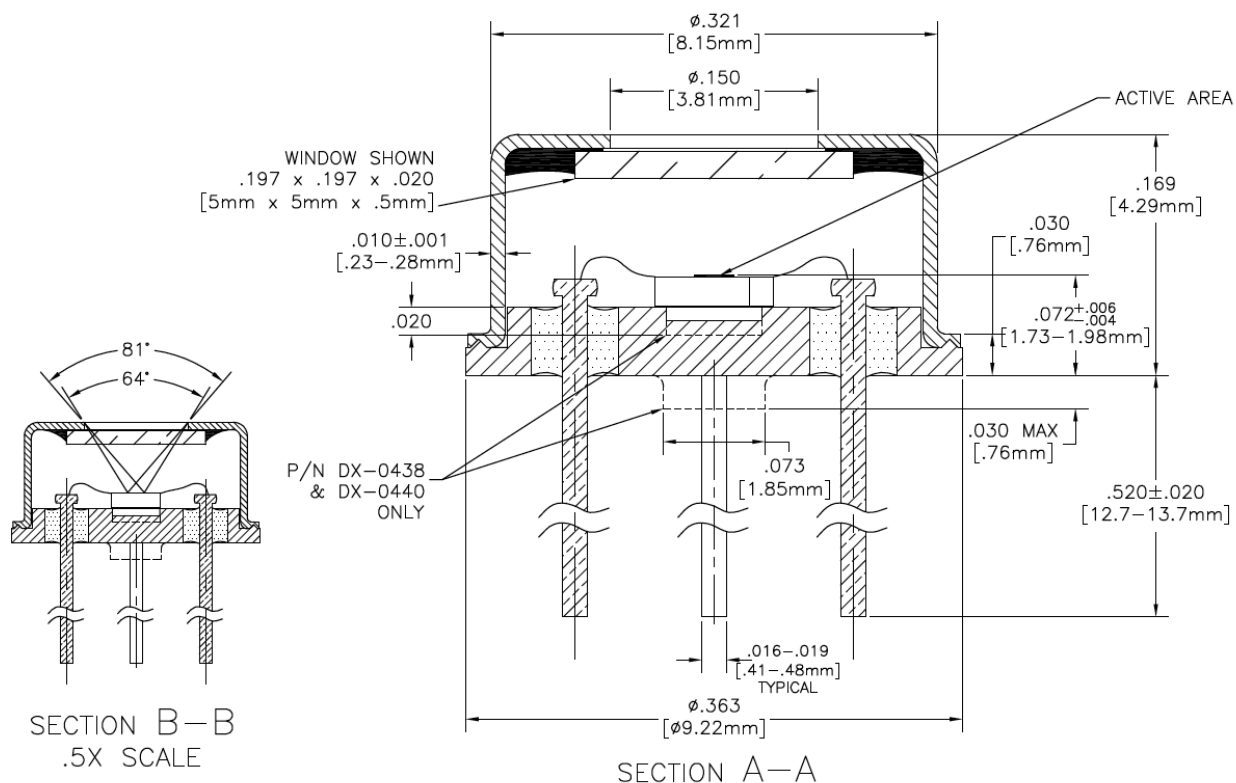


Figure 2. Package Outline Drawings – Side View

3. Ordering Information

Orderable Part Number	Package	Temperature	Carrier Type
RH5Z0610D20GZO#ADO	9.22mm TO-5 package	-50 to +125°C	Tray

4. Revision History

Revision	Date	Description
1.00	Aug 31, 2021	Initial release.

IMPORTANT NOTICE AND DISCLAIMER

RENESAS ELECTRONICS CORPORATION AND ITS SUBSIDIARIES ("RENESAS") PROVIDES TECHNICAL SPECIFICATIONS AND RELIABILITY DATA (INCLUDING DATASHEETS), DESIGN RESOURCES (INCLUDING REFERENCE DESIGNS), APPLICATION OR OTHER DESIGN ADVICE, WEB TOOLS, SAFETY INFORMATION, AND OTHER RESOURCES "AS IS" AND WITH ALL FAULTS, AND DISCLAIMS ALL WARRANTIES, EXPRESS OR IMPLIED, INCLUDING, WITHOUT LIMITATION, ANY IMPLIED WARRANTIES OF MERCHANTABILITY, FITNESS FOR A PARTICULAR PURPOSE, OR NON-INFRINGEMENT OF THIRD-PARTY INTELLECTUAL PROPERTY RIGHTS.

These resources are intended for developers who are designing with Renesas products. You are solely responsible for (1) selecting the appropriate products for your application, (2) designing, validating, and testing your application, and (3) ensuring your application meets applicable standards, and any other safety, security, or other requirements. These resources are subject to change without notice. Renesas grants you permission to use these resources only to develop an application that uses Renesas products. Other reproduction or use of these resources is strictly prohibited. No license is granted to any other Renesas intellectual property or to any third-party intellectual property. Renesas disclaims responsibility for, and you will fully indemnify Renesas and its representatives against, any claims, damages, costs, losses, or liabilities arising from your use of these resources. Renesas' products are provided only subject to Renesas' Terms and Conditions of Sale or other applicable terms agreed to in writing. No use of any Renesas resources expands or otherwise alters any applicable warranties or warranty disclaimers for these products.

(Disclaimer Rev.1.01)

Corporate Headquarters

TOYOSU FORESIA, 3-2-24 Toyosu,
Koto-ku, Tokyo 135-0061, Japan
www.renesas.com

Contact Information

For further information on a product, technology, the most up-to-date version of a document, or your nearest sales office, please visit www.renesas.com/contact-us/.

Trademarks

Renesas and the Renesas logo are trademarks of Renesas Electronics Corporation. All trademarks and registered trademarks are the property of their respective owners.