

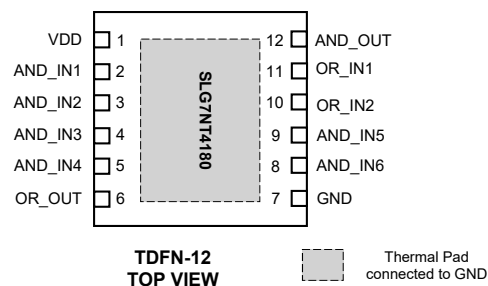
General Description

Renesas GreenPAK 2 SLG7NT4180 is a low power and small form device. The SoC is housed in a 2.5mm x 2.5mm TDFN package which is optimal for using with small devices.

Features

- Low Power Consumption
- 3.3V Supply Voltage
- RoHS Compliant / Halogen-Free
- Pb-Free TDFN-12 Package

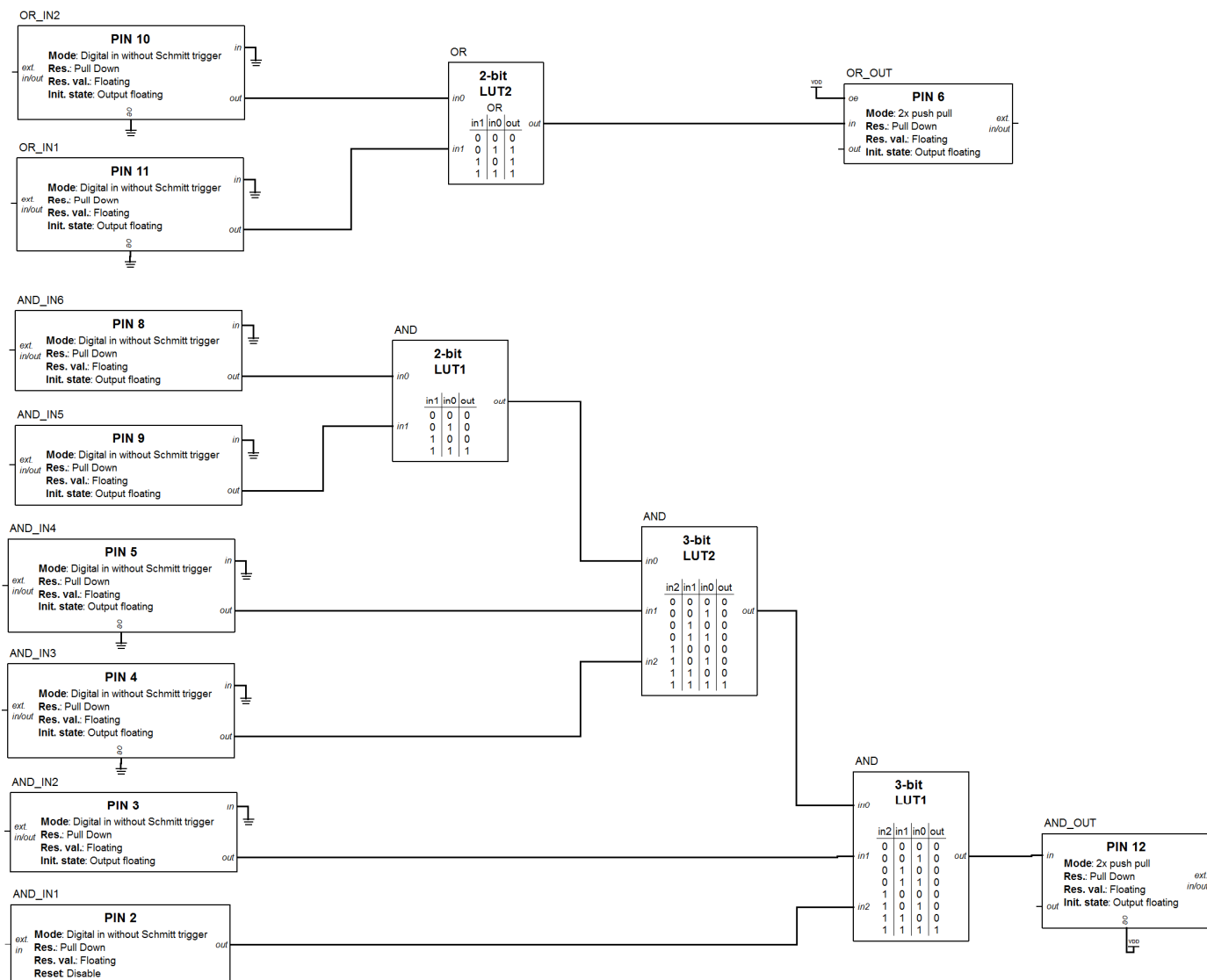
Pin Configuration



Output Summary

- 2 Outputs - Push Pull

Block Diagram





Pin Configuration

Pin #	Pin Name	Type	Pin Description
1	VDD	PWR	Supply Voltage
2	AND_IN1	Input	Digital Input
3	AND_IN2	Input	Digital Input
4	AND_IN3	Input	Digital Input
5	AND_IN4	Input	Digital Input
6	OR_OUT	Output	Push Pull
7	GND	GND	Ground
8	AND_IN6	Input	Digital Input
9	AND_IN5	Input	Digital Input
10	OR_IN0	Input	Digital Input
11	OR_IN1	Input	Digital Input
12	AND_OUT	Output	Push Pull
Exposed Bottom Pad	Exposed Bottom Pad	GND	Ground

Ordering Information

Part Number	Package Type
SLG7NT4180V	V = TDFN-12
SLG7NT4180VTR	VTR = TDFN-12 - Tape and Reel (3k units)



Absolute Maximum Conditions

Parameter	Min.	Max.	Unit
V_{HIGH} to GND	-0.3	7	V
Voltage at input pins	-0.3	7	V
Current at input pin	-1.0	1.0	mA
Storage temperature range	-65	150	°C
Junction temperature	--	150	°C

Electrical Characteristics

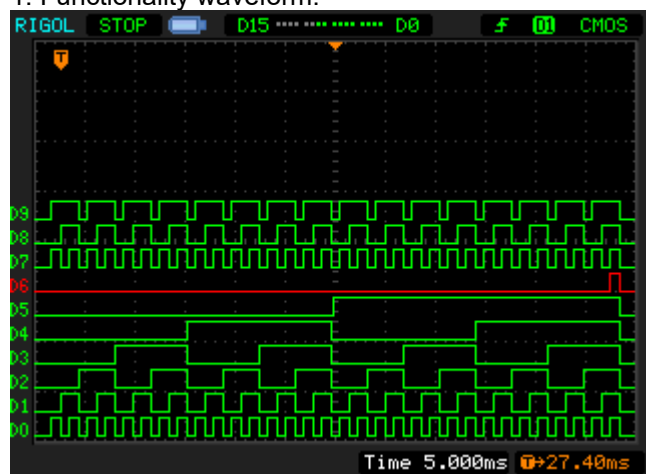
(@ 25°C, unless otherwise stated)

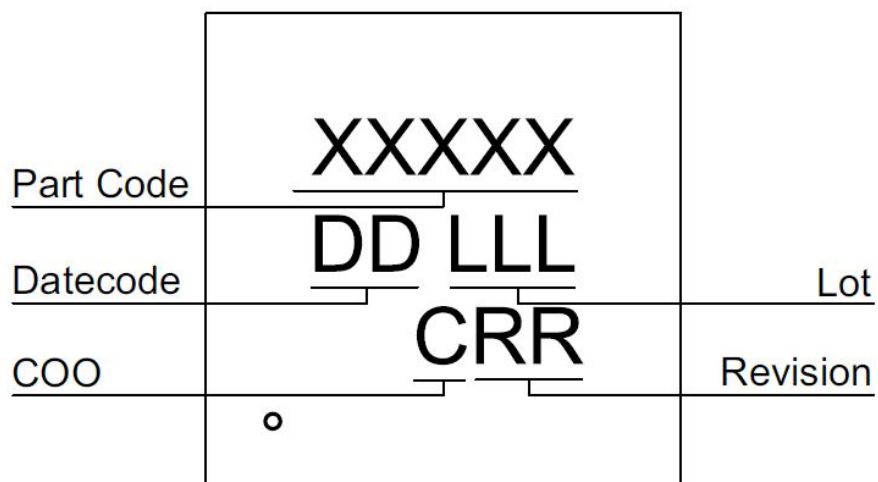
Symbol	Parameter	Condition/Note	Min.	Typ.	Max.	Unit
V_{DD}	Supply Voltage		3.0	3.3	3.6	V
I_{Q}	Quiescent Current	Static inputs and outputs	--	1	--	μA
T_{A}	Operating Temperature		-40	25	85	°C
I_{L}	Input Leakage Current	Leakage Current Inputs or outputs in High impedance state	-100	--	100	nA
V_{IH}	HIGH-Level Input Voltage	Logic Input	1.8	--	--	V
V_{IL}	LOW-Level Input Voltage	Logic Input	--	--	1.10	V
V_{OH}	HIGH-Level Output Voltage	Push-Pull, $I_{\text{OH}} = 3\text{mA}$	2.6	--	--	
V_{OL}	LOW-Level Output Voltage	Push-Pull, $I_{\text{OL}} = 3\text{mA}$	--	--	0.32	V
V_{O}	Maximal Voltage Applied to any PIN in High-Impedance State		--	--	V_{DD}	V
I_{OL}	LOW-Level Output Current	Push-Pull, $V_{\text{OL}} = 0.4\text{V}$, 1X Drive	3.6	--	--	mA
T_{SU}	Start up Time	After V_{DD} reaches 1.6V level	--	7	--	ms

SLG7NT4180 Functionality Waveform

D0 – PIN2 (AND_IN1)
 D1 – PIN3 (AND_IN2)
 D2 – PIN4 (AND_IN3)
 D3 – PIN5 (AND_IN4)
 D4 – PIN9 (AND_IN5)
 D5 – PIN8 (AND_IN6)
 D6 – PIN12 (AND_OUT)
 D7 – PIN10 (OR_IN2)
 D8 – PIN11 (OR_IN1)
 D9 – PIN6 (OR_OUT)

1. Functionality waveform.



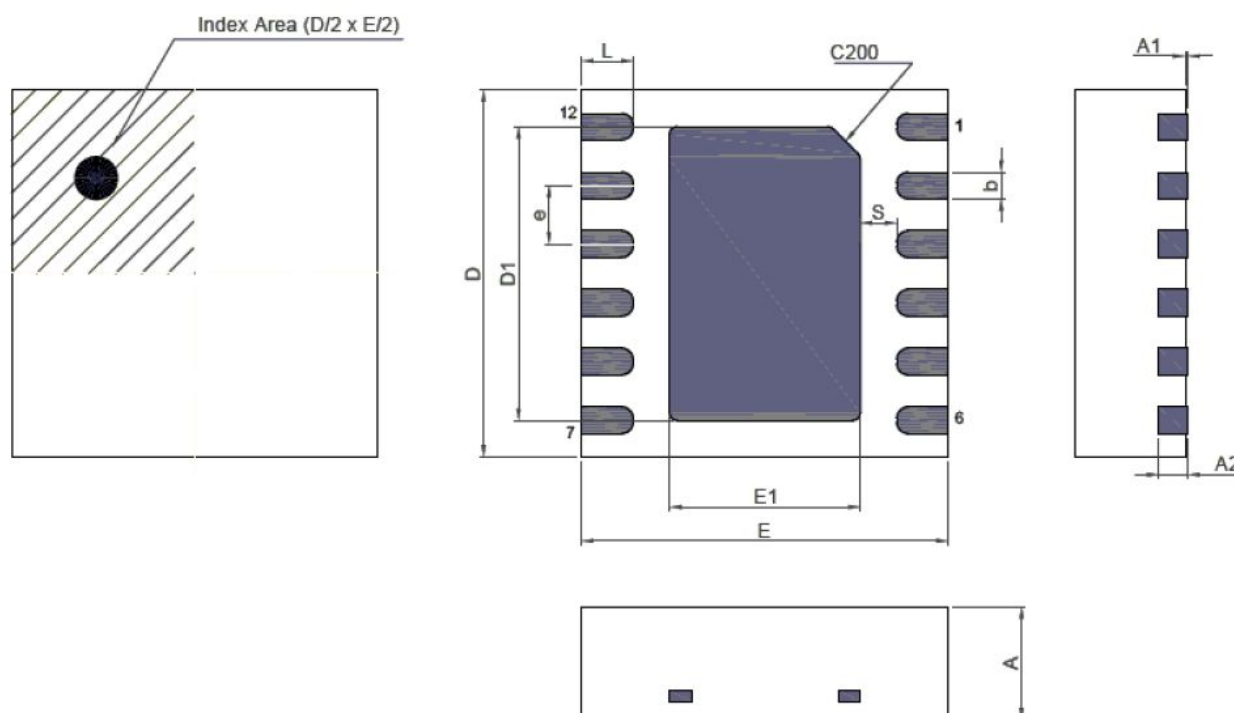
Package Top Marking


XXXXX – Part ID Field: identifies the specific device configuration
 DD – Date Code Field: Coded date of manufacture
 LLL – Lot Code: Designates Lot #
 C – COO: Specifies Country of Origin
 RR – Revision Code: Device Revision

Datasheet Revision	Programming Code Number	Part Code	Revision	Date
1.01	02	4180V	AA	02/25/2022

Package Drawing and Dimensions

12 Lead TDFN Package JEDEC MO-252, Variation 2525E



Unit: mm

Symbol	Min	Nom.	Max	Symbol	Min	Nom.	Max
A	0.70	0.75	0.80	D1	1.95	2.00	2.05
A1	0.005	-	0.060	E1	1.25	1.30	1.35
A2	0.15	0.20	0.25	e	0.40 BSC		
b	0.13	0.18	0.23	L	0.30	0.35	0.40
D	2.45	2.50	2.55	S	0.18	-	-
E	2.45	2.50	2.55				

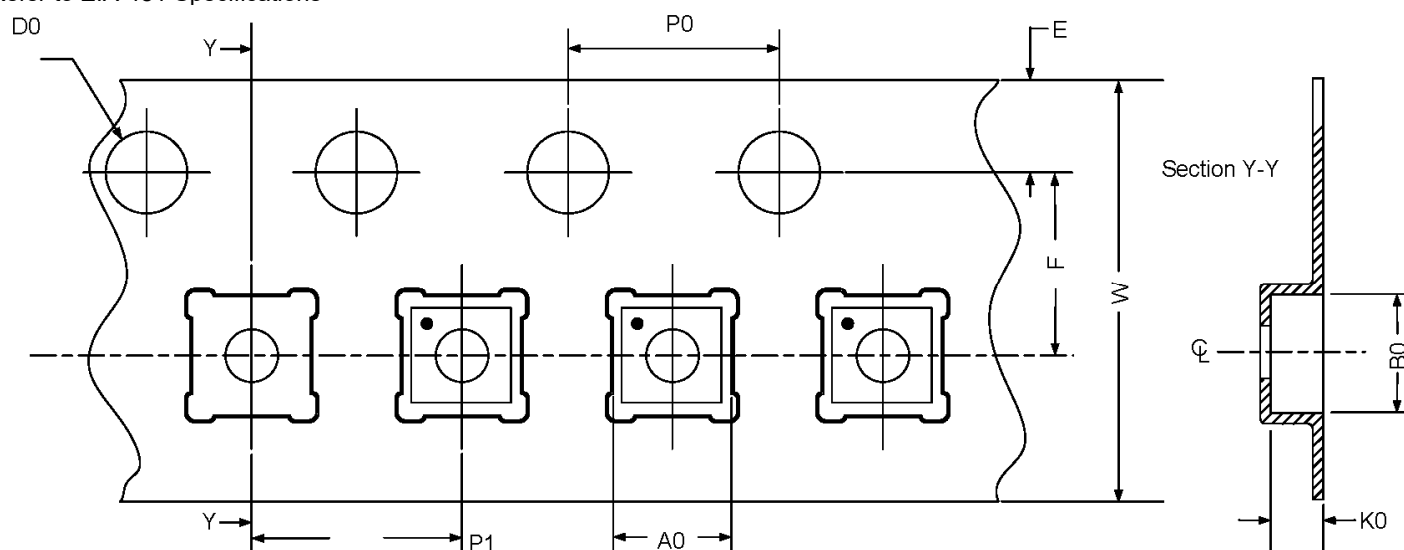
Tape and Reel Specification

Package Type	# of Pins	Nominal Package Size (mm)	Max Units		Reel & Hub Size (mm)	Trailer A		Leader B		Pocket (mm)	
			per reel	per box		Pockets	Length (mm)	Pockets	Length (mm)	Width	Pitch
TDFN 12L 2.5x2.5mm 0.4P Green	12	2.5x2.5x0.75	3000	3000	178/60	42	168	42	168	8	4

Carrier Tape Drawing and Dimensions

Package Type	Pocket BTM Length (mm)	Pocket BTM Width (mm)	Pocket Depth (mm)	Index Hole Pitch (mm)	Pocket Pitch (mm)	Index Hole Diameter (mm)	Index Hole to Tape Edge (mm)	Index Hole to Pocket Center (mm)	Tape Width (mm)
	A0	B0	K0	P0	P1	D0	E	F	W
TDFN 12L 2.5x2.5mm 0.4P Green	2.75	2.75	1.05	4	4	1.55	1.75	3.5	8

Refer to EIA-481 Specifications



Recommended Reflow Soldering Profile

Please see IPC/JEDEC J-STD-020: latest revision for reflow profile based on package volume of 4.6875 mm³ (nominal). More information can be found at www.jedec.org.



Datasheet Revision History

Date	Version	Change
04/15/2013	0.10	New design
04/16/2013	0.11	OR Gate is added
05/06/2013	0.12	Updated Device Revision Table
06/05/2013	1.0	Production release
02/25/2022	1.01	Updated Company name and logo

Silego Website & Support

Silego Technology Website

Silego Technology provides online support via our website at <http://www.silego.com/>. This website is used as a means to make files and information easily available to customers.

For more information regarding Silego Green products, please visit:

<http://greenpak.silego.com/>
<http://greenpak2.silego.com/>
<http://greenfet.silego.com/>
<http://greenfet2.silego.com/>
<http://greenclock.silego.com/>

Products are also available for purchase directly from Silego at the Silego Online Store at <http://store.silego.com/>.

Silego Technical Support

Datasheets and errata, application notes and example designs, user guides, and hardware support documents and the latest software releases are available at the Silego website or can be requested directly at info@silego.com.

For specific GreenPAK design or applications questions and support please send email requests to GreenPAK@silego.com

Users of Silego products can receive assistance through several channels:

Contact Your Local Sales Representative

Customers can contact their local sales representative or field application engineer (FAE) for support. Local sales offices are also available to help customers. More information regarding your local representative is available at the Silego website or send a request to info@silego.com

Contact Silego Directly

Silego can be contacted directly via e-mail at info@silego.com or user submission form, located at the following URL: <http://support.silego.com/>

Other Information

The latest Silego Technology press releases, listing of seminars and events, listings of worldwide Silego Technology offices and representatives are all available at <http://www.silego.com/>

THIS PRODUCT HAS BEEN DESIGNED AND QUALIFIED FOR THE CONSUMER MARKET. APPLICATIONS OR USES AS CRITICAL COMPONENTS IN LIFE SUPPORT DEVICES OR SYSTEMS ARE NOT AUTHORIZED. SILEGO TECHNOLOGY DOES NOT ASSUME ANY LIABILITY ARISING OUT OF SUCH APPLICATIONS OR USES OF ITS PRODUCTS. SILEGO TECHNOLOGY RESERVES THE RIGHT TO IMPROVE PRODUCT DESIGN, FUNCTIONS AND RELIABILITY WITHOUT NOTICE.

IMPORTANT NOTICE AND DISCLAIMER

RENESAS ELECTRONICS CORPORATION AND ITS SUBSIDIARIES ("RENESAS") PROVIDES TECHNICAL SPECIFICATIONS AND RELIABILITY DATA (INCLUDING DATASHEETS), DESIGN RESOURCES (INCLUDING REFERENCE DESIGNS), APPLICATION OR OTHER DESIGN ADVICE, WEB TOOLS, SAFETY INFORMATION, AND OTHER RESOURCES "AS IS" AND WITH ALL FAULTS, AND DISCLAIMS ALL WARRANTIES, EXPRESS OR IMPLIED, INCLUDING, WITHOUT LIMITATION, ANY IMPLIED WARRANTIES OF MERCHANTABILITY, FITNESS FOR A PARTICULAR PURPOSE, OR NON-INFRINGEMENT OF THIRD-PARTY INTELLECTUAL PROPERTY RIGHTS.

These resources are intended for developers who are designing with Renesas products. You are solely responsible for (1) selecting the appropriate products for your application, (2) designing, validating, and testing your application, and (3) ensuring your application meets applicable standards, and any other safety, security, or other requirements. These resources are subject to change without notice. Renesas grants you permission to use these resources only to develop an application that uses Renesas products. Other reproduction or use of these resources is strictly prohibited. No license is granted to any other Renesas intellectual property or to any third-party intellectual property. Renesas disclaims responsibility for, and you will fully indemnify Renesas and its representatives against, any claims, damages, costs, losses, or liabilities arising from your use of these resources. Renesas' products are provided only subject to Renesas' Terms and Conditions of Sale or other applicable terms agreed to in writing. No use of any Renesas resources expands or otherwise alters any applicable warranties or warranty disclaimers for these products.

(Disclaimer Rev.1.01)

Corporate Headquarters

TOYOSU FORESIA, 3-2-24 Toyosu,
Koto-ku, Tokyo 135-0061, Japan
www.renesas.com

Contact Information

For further information on a product, technology, the most up-to-date version of a document, or your nearest sales office, please visit www.renesas.com/contact-us/.

Trademarks

Renesas and the Renesas logo are trademarks of Renesas Electronics Corporation. All trademarks and registered trademarks are the property of their respective owners.