

23RD ANNUAL GENERAL MEETING OF SHAREHOLDERS ATTENDANCE MANUAL

MARCH 6, 2025
RENESAS ELECTRONICS CORPORATION

* This guidance material may be revised before the day of shareholders meeting as needed.

TABLE OF CONTENTS

1. Virtual-Only Shareholders' meeting

- ① What is a Virtual-Only Shareholders' Meeting? [04](#)
- ② Why Renesas introduced Virtual-Only Shareholders' Meeting? [05](#)
- ③ How to join the Virtual-Only Shareholders' Meeting [06](#)

2. What you can do BEFORE the AGM

- ① View the materials [10](#)
- ② Vote in advance [11](#)
- ③ Pre-questions [13](#)
- ④ Submit Power of Attorneys [14](#)

3. What you can do DURING the AGM

- ① Attend the AGM [16](#)
- ② Voting [18](#)
- ③ Raise Questions [19](#)
- ④ Raise Motions [24](#)

4. Remarkable matters

- ① Communication failures, etc. [30](#)
- ② Treatment of the votes [31](#)

A photograph showing a close-up of several people's hands gathered around a table. They are looking at and pointing to various documents and charts. A laptop is visible on the right side of the table. The scene is brightly lit, suggesting an office environment.

VIRTUAL-ONLY SHAREHOLDERS' MEETING

① WHAT IS A VIRTUAL-ONLY SHAREHOLDERS' MEETING?

- **It is a new style of general meeting of shareholders which was introduced from 2021 in Japan**
 - ✓ It is aimed to vitalize, improve efficiency and facilitate the general meeting of shareholders / shareholders' meeting by introducing virtual-only shareholders' meeting.
 - ✓ Renesas has changed its Articles of Incorporation on 2022 to introduce virtual only shareholders' meeting and actually introduced it from the annual general meeting of shareholders (AGM) held in 2023.
- **It is held fully online basis via internet**
 - ✓ There is no venue where you can actually visit.
 - ✓ Online attendance shall be treated as "Attendance to the shareholders meeting" under the laws.
 - ✓ You can ask questions and exercise voting rights while watching video live streaming of the shareholders' meeting.



② WHY RENESAS INTRODUCED VIRTUAL-ONLY SHAREHOLDERS' MEETING

We would like to expand the opportunity of our shareholders' attending the shareholders' meeting in an equal manner and promote the dialogues/engagements with our shareholders.

- ✓ We aim to vitalize, improve efficiency of and facilitate the shareholders' meeting by introducing virtual-only shareholders' meeting.
- ✓ We believe these will contribute shareholders' interest and conveniences.

1. Providing opportunities to attend shareholders' meeting

- It will make it easier for shareholders living in remote areas (including outside Japan) or are busy to attend our shareholders' meeting.
- There is no restrictions due to venue capacity.



2. Activating the shareholders' meeting

- Shareholders can save travel costs and time, and it could lead a more active, efficient, and smooth general meeting.



3. Equality among attendees

- Virtual-only shareholders' meeting can improve the equality among shareholders better than "hybrid-type" which use physical venue.



4. Promoting dialogue with overseas officers

- Participation of overseas directors and officers in the same way as domestic ones, and their answering to shareholders' questions, promotes dialogue.



5. Shareholders' consent

- "Amendment of Articles of Incorporation" to introduce virtual-only shareholders' meeting passed with about 88% approval.
- Many shareholders continued to give favorable opinions of virtual-only shareholders' meeting in the questionnaire at our last AGM, which enabled them to ask questions orally as well as in writing.



6. Special situation

- We expect no matters which we should discuss in face-to-face basis such as agenda given by shareholders.

In fact, the number of attendees at our last AGM (virtual-only shareholders' meeting) increased by almost five (5) times compared with that at our former hybrid (virtual and in-person) one.

③ HOW TO JOIN THE VIRTUAL-ONLY SHAREHOLDERS MEETING - ACCESS

You can join this AGM by accessing virtual shareholders' meeting system (VSM system) from dedicated URL.

- ✓ No advance registration is required to join this AGM.
- ✓ No installation of certain application into your PC or smartphone is needed to join this AGM.
- ✓ No physical venue (including video/audio room) is prepared.


■ Access to VSM system

You can access VSM system "Sharely" from any of following approaches.

Enter the following URL in your web browser or click/tap the following URL

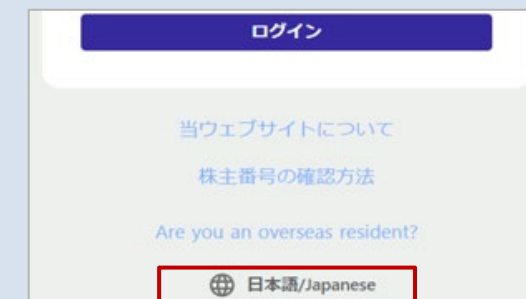
<https://web.sharely.app/login/renesas23>

Scan the following QR code with your smartphone or tablet devices with camera.



Note!

Initial login page is Japanese site. By clicking globe mark, you can change displayed language to English.



③ HOW TO JOIN THE VIRTUAL-ONLY SHAREHOLDERS MEETING - LOGIN

1. Enter the following information into VSM system

- Shareholder number (ID): Enter 9 digits specified in your voting form
- Zip postal code: Enter 7 digits for address to which the convocation notice is delivered.
- Number of voting rights: Enter the number specified in your voting form

2. Press the “Login” button

The image illustrates the login process for a virtual shareholders meeting. On the left, a 'Notice of Meeting' form (議決権行使書) contains fields for 'Shareholder number (ID)' (株主番号) and 'Number of voting rights' (議決権行使数). On the right, the 'Login' page (ログイン) has input fields for 'Shareholder number (ID)', 'Postal code (7 digits)', and 'Number of voting rights'. Red boxes and arrows show the data flow from the form to the login page. A callout box highlights the 'Postal Code (7 digits)' field. A language selection menu on the far right shows options for '日本語/Japanese' and 'English'.

- Initial login page is Japanese site. By clicking globe mark, you can change displayed language to English.

③ HOW TO JOIN THE VIRTUAL-ONLY SHAREHOLDERS MEETING - INQUIRIES

■ Want to know how to use Sharely

Learn by yourself 

<https://sharely.zendesk.com/hc/ja>

* Only Japanese is available



Ask Call center 

* Only Japanese is available

Phone number: +81 3 6683 7661

Reception hours:

On or before March 25 10:00a.m.-5:00p.m. weekdays

On March 26 (AGM day) 8:00a.m. to end of
shareholders round table

* Shareholders shall bear call charges.

■ Want to know login information

Ask to AGM admin by e-mail

 agm@lm.renesas.com or



Subject : Login information for Renesas AGM

- We will guide the login information after identification as our shareholder.
 - Please include your name and address for our identification process when you send us an email.
- * Because login information includes the individual/sensitive information of a shareholder, our security transfer agent, your securities companies nor call center in the left can't tell you the login information.

WHAT YOU CAN DO **BEFORE** THE AGM



① VIEW THE MATERIALS

A shareholder can see/review following materials/information before the AGM

- Convocation notice
- Items Omitted from Written Documents Delivered
- Corrected version of the convocation notice (if any)
- Supplementary explanations for agenda of the AGM (in case Renesas believes it necessary)
- Information regarding postpone or adjourn of this AGM (communication failure, etc.)

■ Check at Renesas website

<https://www.renesas.com/en/about/investor-relations/event/meeting>

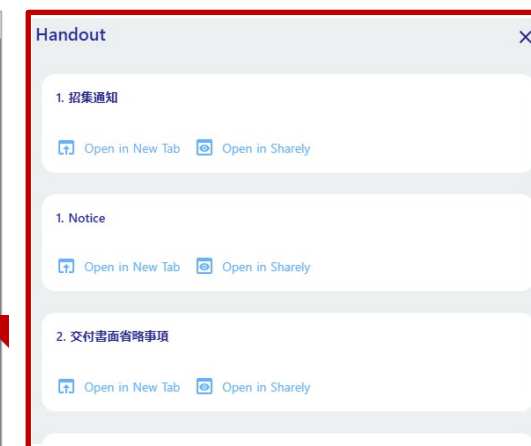
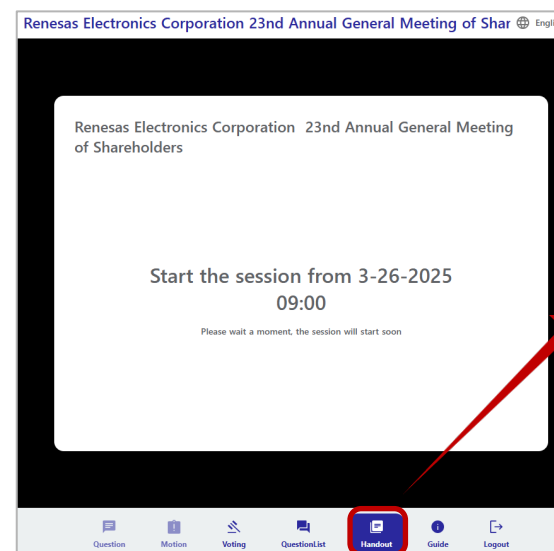
■ Check at VSM system

<https://web.sharely.app/login/renesas23>



After login, you can view the materials from “**Handout**” button in the menu bar at the bottom of the screen

* Please see the form of Power-of-Attorneys



Note! Some materials which should be delivered to only shareholders such as guidance of shareholder roundtable session and a form of Power of Attorneys are posted on VSM system only.

2 VOTE IN ADVANCE - VIA INTERNET

- You can exercise voting rights in advance via internet or in written instrument.
- For online exercise, “Smart Exercise” and “Exercise with voting code and password (PW)” are available.



For virtual-only shareholders’ meeting you may not exercise your voting rights during the AGM due to your communication situation, etc. We recommend to vote in advance even if you are planning to join the AGM.

Smart Exercise

1 Scan the QR code in the right of voting form

You can easily exercise the voting rights without entering voting code and PW

2 Follow the guidance on the screen and enter your approval or disapproval

⚠ If you wish to change your vote after exercising your voting rights, you will need to enter your voting code and PW printed on your voting form

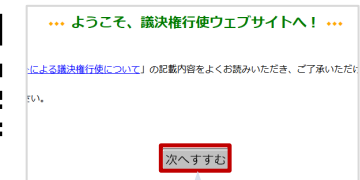


Exercise with voting code and PW

1 Access the website:

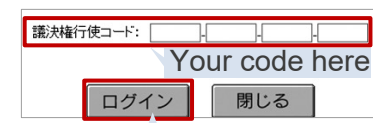
<https://www.web54.net/>

Press the “Next” button



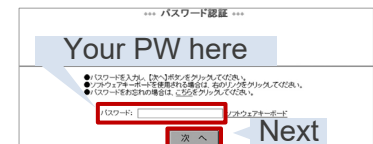
2 Login

Enter your “voting code” printed on your voting form and press “Login ” button



3 Enter the PW

Enter your “PW” printed on your voting form and press the “Next” button. Following steps are the same as the smart exercise.



Note! You can not exercise your voting rights in advance in VSM system (Sharely).

② VOTE IN ADVANCE - WRITTEN INSTRUMENT

- You can exercise voting rights in advance via internet or in written instrument.
- In case of written instrument, please indicate your approval or disapproval for each proposal in your voting form and send it to us so that we receive by the voting deadline.



For virtual-only shareholders' meeting you may not exercise your voting rights during the AGM due to your communication situation, etc. We recommend to vote in advance even if you are planning to join the AGM.

議決権行使書 株主番号 議決権行使数 個

ルネサスエレクトロニクス株式会社 御中

私は、20XX年X月X日開催の貴社第X期定時株主総会（継続会または延会を含む）における各議案につき、右記（賛否を○印で表示）のとおり議決権を行使します。

各議案につき賛否の表示をされない場合は、賛成の表示があったものとして取り扱います。

ルネサスエレクトロニクス株式会社

インターネットと書面両方で議決権行使された場合は、インターネットを有効とします。

議案	第1号議案	第2号議案	（下の候補者を除く）
賛成	○	○	
賛否	○	○	

お願い

- 株主総会にご出席されない場合は、この議決権行使書用紙に賛否をご表示いただき、X年X月X日午後X時X分までに到着するようにご返送ください。
- 第X号議案の賛否をご表示の際、一部の候補者につき異なる意思を表示される場合は、「株主総会参考書類」に記載の当該候補者の番号をご記入ください。
- 賛否のご表示は、黒色のボールペンに寄り、はっきりと○印をご記入ください。
- 議決権をインターネットで行われる場合、QRコードをスマートフォンで読み取り、画面記載のウェブサイトにアクセスし、X年X月X日午後X時X分までにアクセスしてください。この場合、議決権行使書を返送される必要はありません。

スマートフォンの議決権行使書用紙にQRコード

ルネサスエレクトロニクス株式会社

- Fill in the exercise date.
- Indicate your approval or disapproval by circling.
 - ✓ Use black ball-pointed pen.
 - ✓ If your indication is not clear, it will be treated as invalid.
- Cut off the right side of the cut line.
- Please put a blindfold sticker
- Send the voting form so that we can receive it by the voting deadline

If you send the voting form with no indication of approval or disapproval, your vote for respective proposals will be regarded as "Approval".

Note! You can not exercise your voting rights in advance in VSM system (Sharely).

③ PRE-QUESTIONS

- You can raise pre-questions via VSM system (Sharely) before the AGM.
- We will give answer for questions that many shareholders are interested in

1 Access the website for pre-questions
https://web.sharely.app/e/renesas23/pre_question

* By clicking globe mark, you can change the language to English.



2 Press “**show advance question form**” button
in the pop-up box


* From the URL or QR code in item 1, you can directly jump to pre-question page.

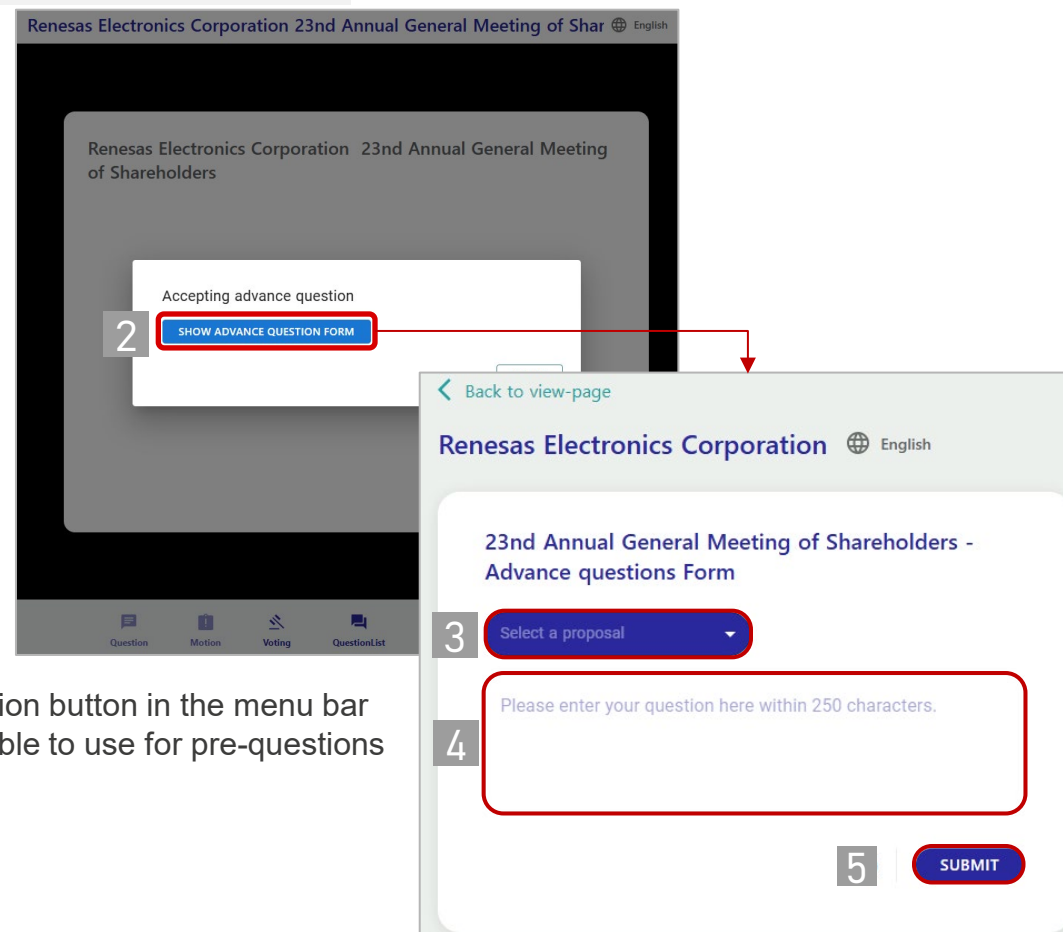
3 Select the category of your question

4 Enter your question

- ✓ Up to 3 questions per shareholder
- ✓ Up to 250 characters per question
- ✓ Japanese or English Only

5 Press the “Submit” button

 You can not withdraw your questions once you submit (send) them.



④ SUBMIT POWER OF ATTORNEYS

- A shareholder who has voting rights can appoint another shareholder as a proxy and let the proxy exercise the voting rights at this AGM.
- Shareholders who hope to attend this AGM by proxy are required to submit a “document stating intention of appointing a proxy” (Power of Attorney) to Renesas prior to this AGM.

【Required Document】

① Power of Attorney (PoA)

- * A submitting shareholder is required to sign or affix a seal to complete the PoA.
- * You can reference a format/sample of PoA at “Handout” button in the menu bar at the bottom of the screen of VSM system.

② A copy of Submitter’s voting form

③ A copy of Proxy’s voting form

【Address for Submission】

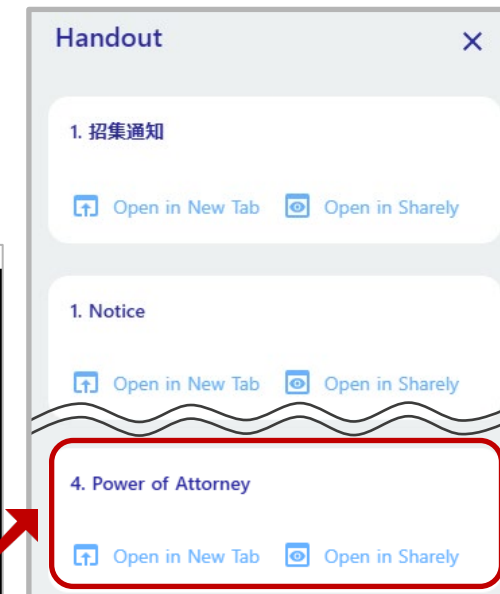
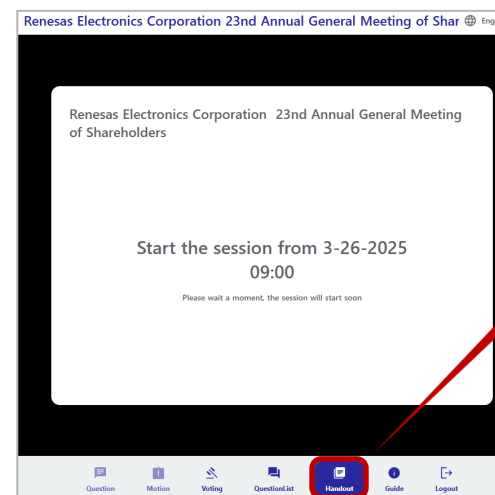
E-mail: agm@lm.renesas.com



Mail: 3-2-24, Toyosu, Koto-ku, Tokyo 135-0061, Japan
The Administration Office of the General Meeting of Shareholders
Renesas Electronics Corporation



* Postage shall be born by a shareholder



* Your screen may show different document view depending on the situation.

【Submission deadline】

5:00 P.M. March 19, 2025 (Japan standard time) (time of receipt)

- * If the required document have not been received by the submission deadline, attendance by a proxy will not be permitted.
- * If the required document are incomplete, attendance by a proxy may not be permitted.

A person wearing a blue sweater is shown from the chest down, holding a tablet computer. The person's hands are positioned to interact with the screen. The background is slightly blurred, showing other people in a meeting environment. A dark blue banner is overlaid on the top left of the image, containing white text.

WHAT YOU CAN DO **DURING** THE AGM

① ATTEND THE AGM

1 Login VSM system (Sharely)

<https://web.sharely.app/login/renesas23>

* Refer to [Page 7](#) for “how to login”



1

ルネサスエレクトロニクス株式会社 第23期定時株主総会

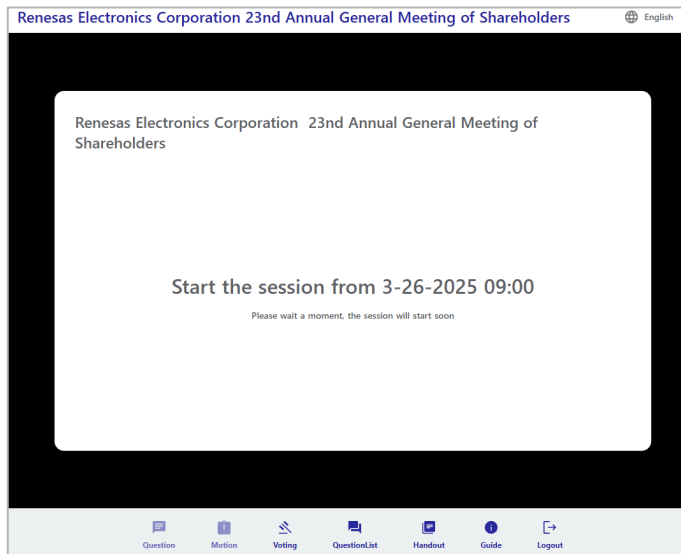
株主番号
0123456789

郵便番号
1234567

保有議決権数
100

ログイン

当ウェブサイトについて
株主番号の確認方法
Are you an overseas resident?



Streaming
Start

8:30 A.M.

March 26, 2025 (Wed)

* Japan Standard Time

2 Press the “**Start Watching**” button.

* Depending on your access timing, this button may not be displayed. In this case, please wait for a while.



Go to the next page

3. What you can do DURING the AGM

Streaming
Start


8:30 A.M.

March 26, 2025 (Wed)

* Japan Standard Time

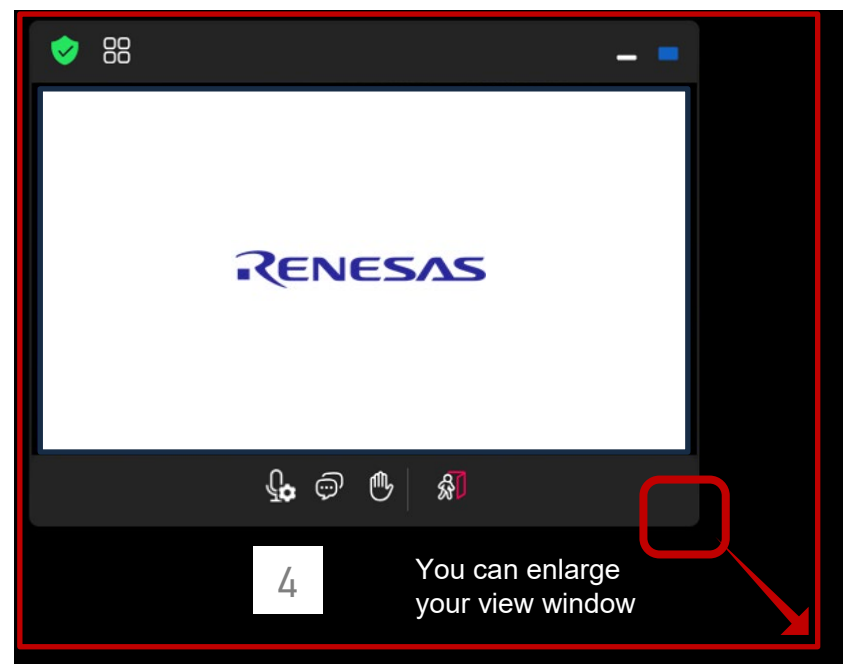
① ATTEND THE AGM

3 Click/tap headphone mark  to hear live sound.



4 Wait the AGM starts (scheduled at 9:00 A.M.)

* If you want to watch this AGM with bigger view window, please click **the corner of the view window** and drag it to enlarge the window as you like.



Note!

If you wish to ask question orally, please check following two items while waiting:

Is your microphone connected appropriately? / Are you in the silent space (to avoid noise)?

② VOTING

- You can exercise your voting rights from the start of this AGM.
- You can change your votes even if you once exercised during reception time.

■ Exercise at your time

1 Press the “**Voting**” button in the menu bar at the bottom of screen



2 Select “In favor” (approve) or “Against” (disapprove) for each proposal

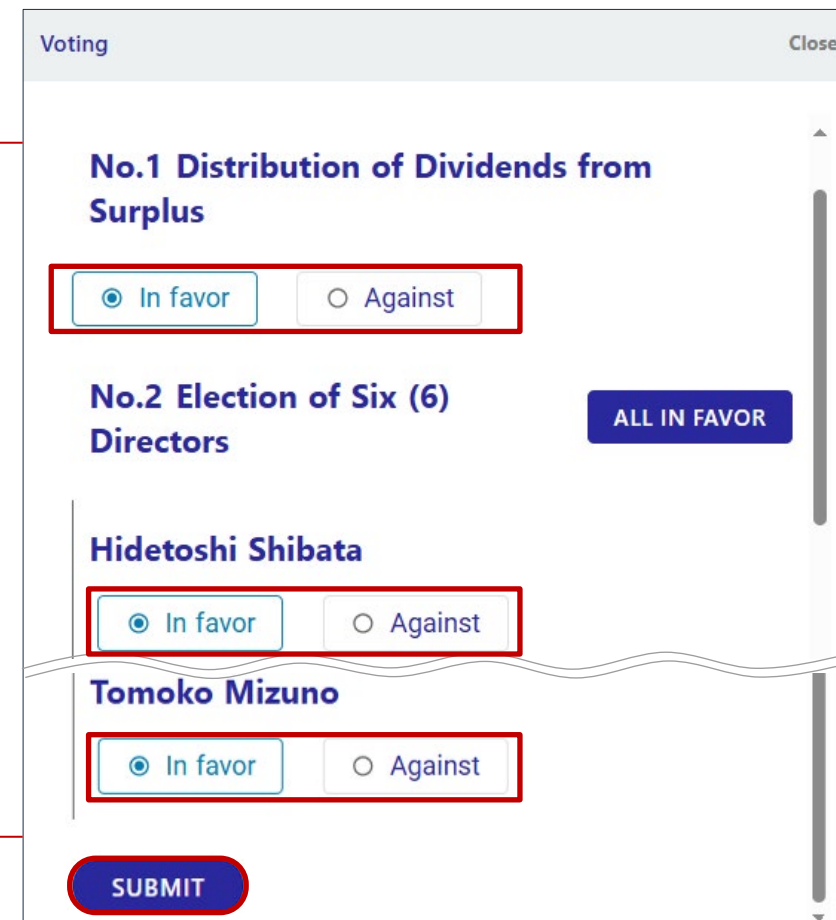
3 Press the “Submit” button.

■ Exercise in accordance with the Chair’s direction

1 Select “In favor” (approve) or “Against” (disapprove) for each proposal

2 Press the “Submit” button.

Note! Your vote will be valid only if you press the “Submit” button.



③ RAISE QUESTIONS - TEXT

- You can ask questions in “**text format**” or “**voice communication.**”
- You can submit text format question from the start of the AGM.
- While viewing live streaming, take your time to consider your question.

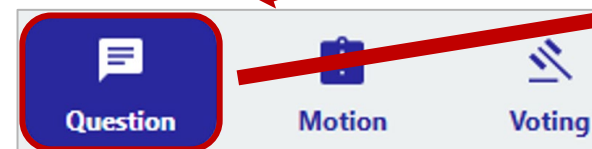
1 Press “**Question**” button in the menu bar at the bottom of screen.

2 Select the category of your question.

3 Enter your question

- ✓ Up to 3 questions per shareholder
- ✓ Up to 250 characters per question
- ✓ Japanese or English Only

4 Review your response and press “Submit” button.



Question Close

2 Select a proposal

3 Please enter your question here within 250 characters.

4 SUBMIT

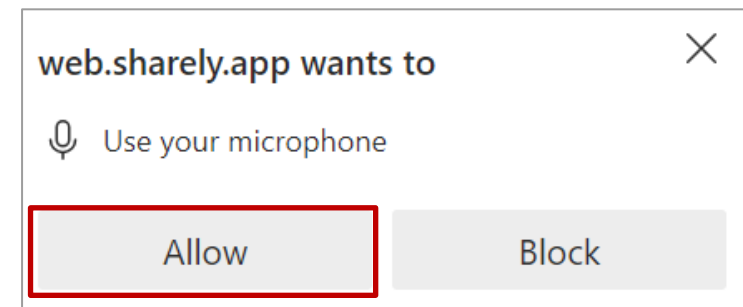
Note! You can't withdraw/revoke your questions after submit. Please review your response carefully because you can submit questions up to 3 times.

③ RAISE QUESTIONS - VOICE


- You can ask questions in “**text format**” or “**voice communication.**”
- Microphone is needed if you wish to ask questions orally. Also, please join from silent area to avoid noise.
- If we cannot confirm your response or terrible noise occurs, we may stop your question.


1 At the time you log in the VSM system or during the shareholders’ meeting, **pop-up windows will appear asking you for permission to use the microphone and/or camera by “web.sharely.app”.**

Press “**Allow**” to allow the “sharely” to use them if you would like to speak at the shareholders’ meeting.



* The expression of the pop-up window will vary depending on the device, web browser, or version of OS you are using.


 Please **NOT** to refer sensitive information because on-demand (post) distribution service will be available for this AGM. Your voice (sound) will be broadcasted live during the shareholders’ meeting or distributed as a part of on demand distribution after the meeting, while your face (video) will not be broadcasted live or distributed.

 If you refuse sharely’s request to use your microphone and camera, different operations will be required depending on your device, web browser, and version of OS to newly permit their use. When you don’t know how to give permission to use them for the sharely, please contact the following call center.

Phone number: +81 3 6683 7661 (System operating company) * Shareholders shall bear call charges.


Reception hours: 8:00 a.m. to end of shareholders round table On March 26 (AGM day)

* **Only Japanese is available**

Go to the next page 

③ RAISE QUESTIONS - VOICE

- 2 Press "Raise hand" button in the middle of screen.
- 3 AGM admin will nominate a shareholder by reading out the last 4 digits of the shareholder's number. Press "unmute" button when a pop-up window like the one below appears.
- 4 Press "allow" button for the use of microphone.



The host allows you to speak
When you unmute, other people participating in the webinar can hear you.

3 **Unmute** Go on mute

* If you click on the "Raise hand" button, the button color will turn to grey.

web.sharely.app wants to

Use your microphones

Allow while visiting the site

Allow this time

"web.sharely.app" Would Like to Access the Microphone

4 Cancel Allow

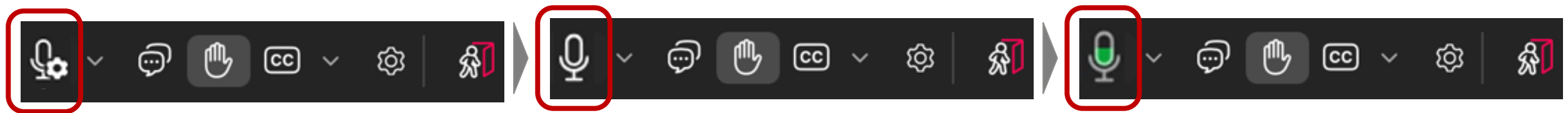
* The expression of the pop-up window will vary depending on the device, web browser, or version of OS you are using.

Go to the next page

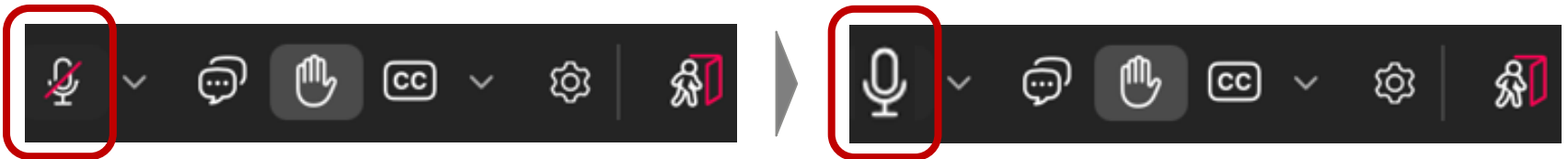
③ RAISE QUESTIONS - VOICE

5 If you select “Unmute” in accordance with the pop-up window, the microphone button will change from  to .

If the microphone is turned on properly, the microphone button will turn green while audio is being input, as shown below.



* After “unmute”, when there is a red diagonal line like , please press the microphone button.




Go to the next page ▶

③ RAISE QUESTIONS - VOICE

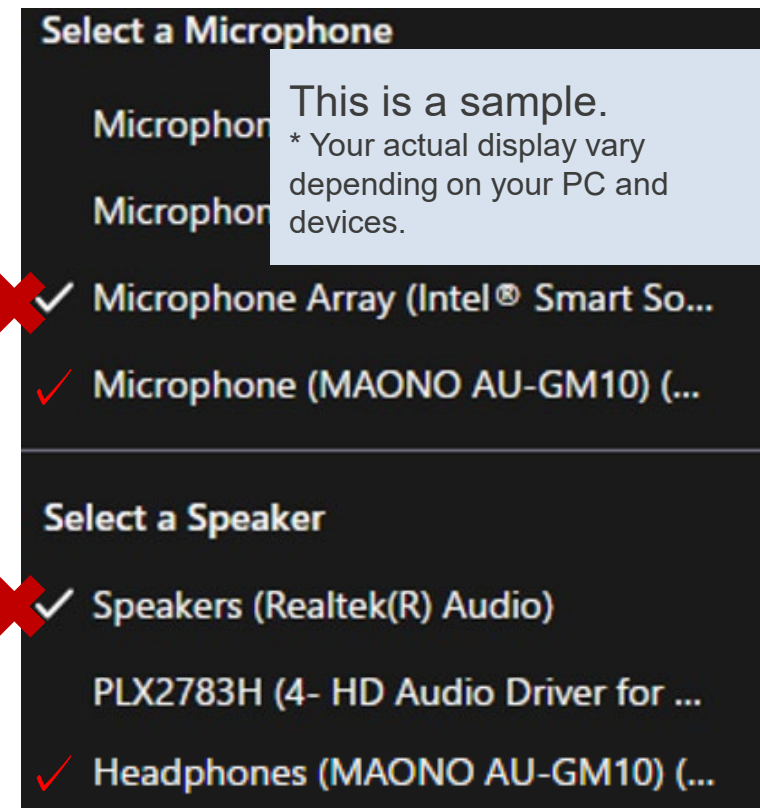

6 Start your question


- ✓ Up to 3 questions per shareholder (1 question per time)
- ✓ Summarize your question briefly
- ✓ Japanese or English Only

7 Upon the completion of the answer to your question, AGM admin will revoke your right to speak.

 If no audio is being input or output, click the down arrow next to the microphone button and check that the microphone and speaker you are using are selected properly.

Change the selected microphone and Speaker.



 Please **NOT** to refer sensitive information because on-demand (post) distribution service will be available for this AGM. Your voice (sound) will be broadcasted live during the shareholders' meeting or distributed as a part of on demand distribution after the meeting, while your face (video) will not be broadcasted live or distributed.

④ RAISE MOTIONS - TEXT

- You can raise motions in “**text format**” or “**voice communication.**”
- You can submit text format motions from the start of the AGM.

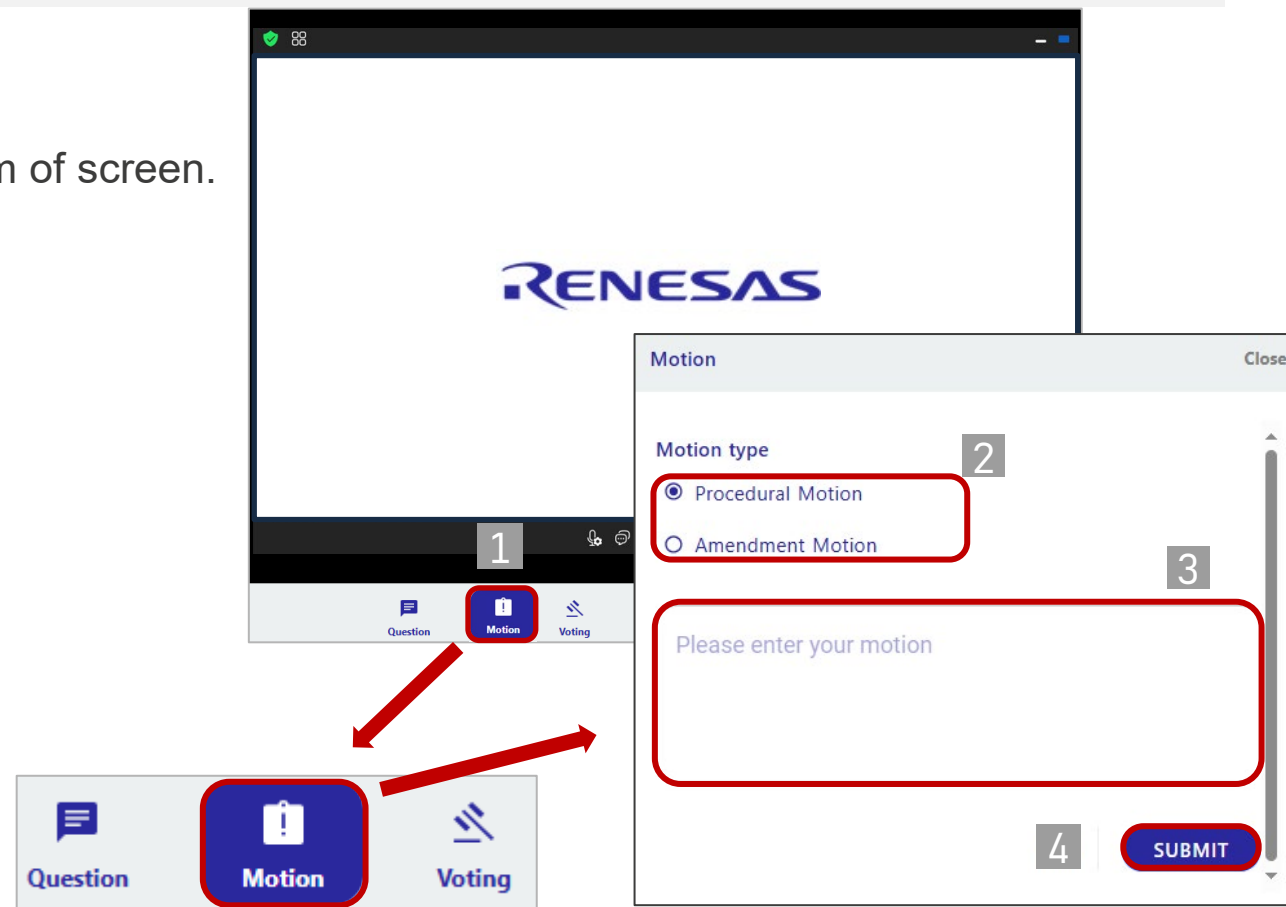
1 Press the “**Motion**” button in the menu bar at the bottom of screen.

2 Select motion type.

3 Enter your motion.

- ✓ Up to 250 characters per motion as a guide.
- ✓ Japanese or English Only.

4 Review your response and press “Submit” button.

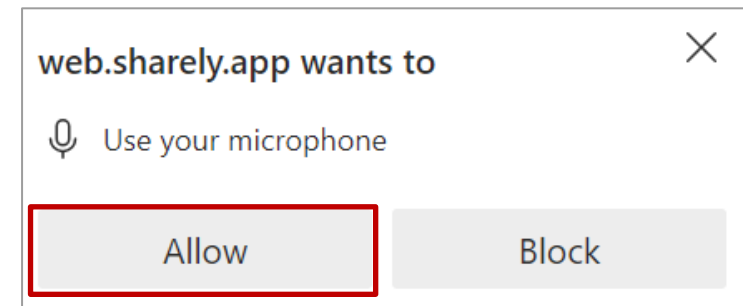


④ RAISE MOTIONS - VOICE

- You can raise motions questions in “**text format**” or “**voice communication**.”
- Microphone is needed if you wish to raise motions orally. Also, please join from silent area to avoid noise.
- In case you cannot speak in a timely manner or terrible noise occurs, we may stop your motion.

1 At the time you log in the VSM system or during the shareholders’ meeting, **pop-up windows will appear asking you for permission to use the microphone and/or camera** by “web.sharely.app”.

Press “**Allow**” to allow the “sharely” to use them if you would like to speak at the shareholders’ meeting.



* The expression of the pop-up window will vary depending on the device, web browser, or version of OS you are using.



Please **NOT** to refer sensitive information because on-demand (post) distribution service will be available for this AGM.

Your voice (sound) will be broadcasted live during the shareholders’ meeting or distributed as a part of on demand distribution after the meeting, while your face (video) will not be broadcasted live or distributed.




If you refuse sharely’s request to use your microphone and camera, different operations will be required depending on your device, web browser, and version of OS to newly permit their use. When you don’t know how to give permission to use them for the sharely, please contact the following call center.

Phone number: +81 3 6683 7661 (System operating company) * Shareholders shall bear call charges.


Reception hours: 8:00 a.m. to end of shareholders round table On March 26 (AGM day)

* **Only Japanese is available**

Go to the next page 

④ RAISE MOTIONS - VOICE

- 2 Press "Raise hand" button in the middle of screen.
- 3 AGM admin will nominate a shareholder by reading out the last 4 digits of the shareholder's number. Press "unmute" button when a pop-up window like the one below appears.
- 4 Press "allow" button for the use of microphone.



The host allows you to speak
When you unmute, other people participating in the webinar can hear you.

3 **Unmute** Go on mute

* If you click on the "Raise hand" button, the button color will turn to grey.

web.sharely.app wants to

Use your microphones

Allow while visiting the site

Allow this time

"web.sharely.app" Would Like to Access the Microphone

4 Cancel Allow

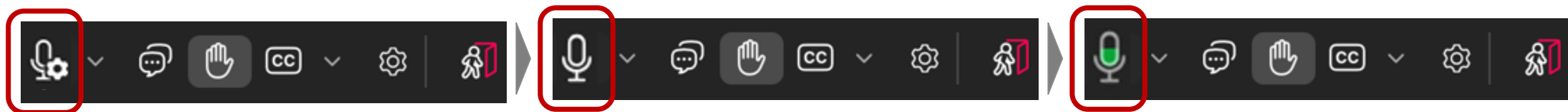
* The expression of the pop-up window will vary depending on the device, web browser, or version of OS you are using.

Go to the next page

④ RAISE MOTIONS - VOICE

5 If you select “Unmute” in accordance with the pop-up window, the microphone button will change from  to  .

If the microphone is turned on properly, the microphone button will turn green while audio is being input, as shown below.



* After “unmute”, when there is a red diagonal line like  , please press the microphone button.




Go to the next page ▶

④ RAISE MOTIONS - VOICE

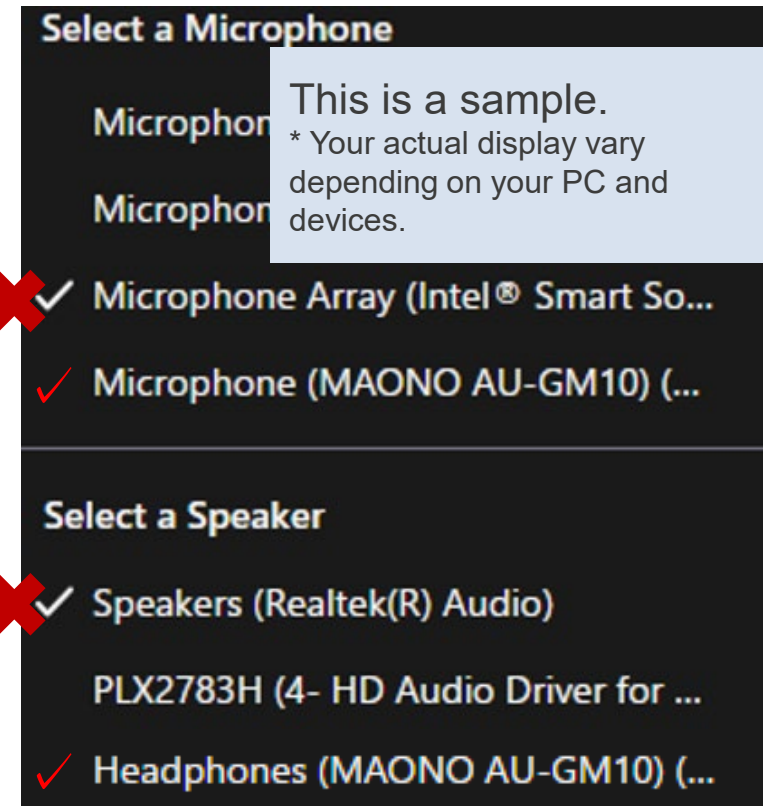
6 Start to raise motions

- ✓ Please state your purpose it to raise a motion
- ✓ Summarize your motion briefly
- ✓ Japanese or English Only


7 Upon the completion of your explanation of motion and our confirmation(if needed), AGM admin will revoke your right to speak.

 If no audio is being input or output, click the down arrow next to the microphone button and check that the microphone and speaker you are using are selected properly.

Change the selected microphone and Speaker.



This is a sample.
* Your actual display vary depending on your PC and devices.

 Please **NOT** to refer sensitive information because on-demand (post) distribution service will be available for this AGM. Your voice (sound) will be broadcasted live during the shareholders' meeting or distributed as a part of on demand distribution after the meeting, while your face (video) will not be broadcasted live or distributed.

REMARKABLE MATTERS

① COMMUNICATION FAILURES, ETC.

- A resolution will be adopted at the beginning of this AGM to grant the chairperson the authority to decide to postpone or adjourn this AGM in the event the proceedings of this AGM are significantly impeded due to communication problems or other reason.
- If the chairperson decides to postpone or adjourn the General Meeting in accordance with such resolution, we will post announcement on our website and VSM system immediately.

【Scheduled postponed or adjourned of this AGM】

9:00 A.M. March 28, 2025 (Fri)

* Japan Standard Time

* Not the next day but 2 days after the original date.

【Website for our announcement】

Renesas Website: <https://www.renesas.com/en/about/investor-relations>



② TREATMENT OF THE VOTES

Votes of a shareholder who attends a virtual-only shareholders' meeting shall be treated as follows.

Vote in advance	Vote at the meeting	Treatment of your votes
Exercised	Confirmed "Exercised"	Votes at the meeting is valid
	Not confirmed	Votes in advance is valid
Not Exercised	Confirmed "Exercised"	Votes at the meeting is valid
	Not confirmed	Subject shareholder is treated as absent

If a shareholder exercised their voting rights multiple times, the latest votes as of the start of aggregation is treated as valid votes.