



VOICE-RA4E1

Table of Contents

| | |
|---|--|
| 1 | Title Page |
| 2 | Block Diagram |
| 3 | RA4E1 MCU |
| 4 | JTAG, J-Link On Board with RA4M2-QFN48 |

Unless otherwise specified:

=====

- Ceramic capacitors are of type X5R/X7R or COG/NPO with a voltage rating of at least 6.3 V
- Resistors are 1% tolerance types

REVISION HISTORY

| Revision | Date | Description |
|----------|------------|---|
| 1 | 11/30/2021 | Initial formal release |
| 1A | 12/3/2021 | Modify B1, B4 P/N to EBMS160808H100, B2, B3 P/N to EBMS160808A301 |
| 2 | 1/20/2022 | 1. J9 remove DNP 2. U8, Modify from R7FA4M2AB3CNE to R7FA4M2AD3CNE 3. Modify R17 & R38 as DNP. 4. Remove R69 5. J8 & J9, pin9 connect to GND. 6. J10 change to E9. |
| 3 | 3/29/2022 | 1. Modify block diagram, D6 change to 0R resistor. |

VOICE-RA4E1
Title Page

Version: 3 Document Revision:

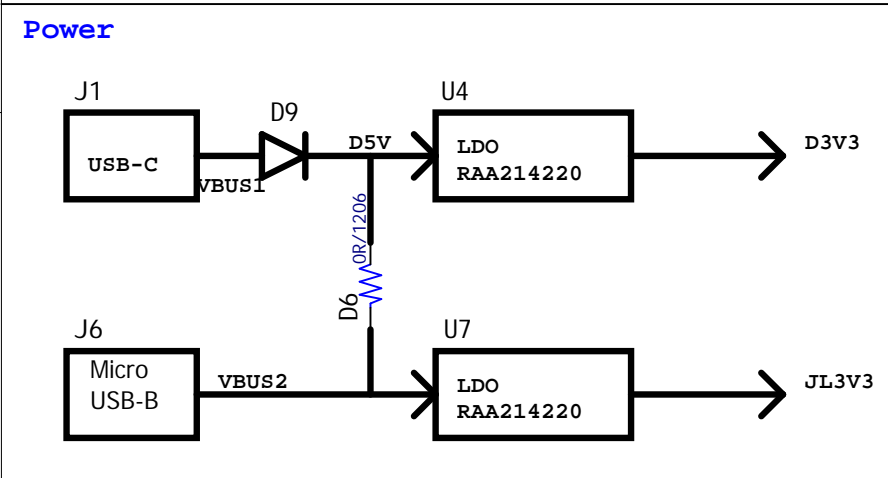
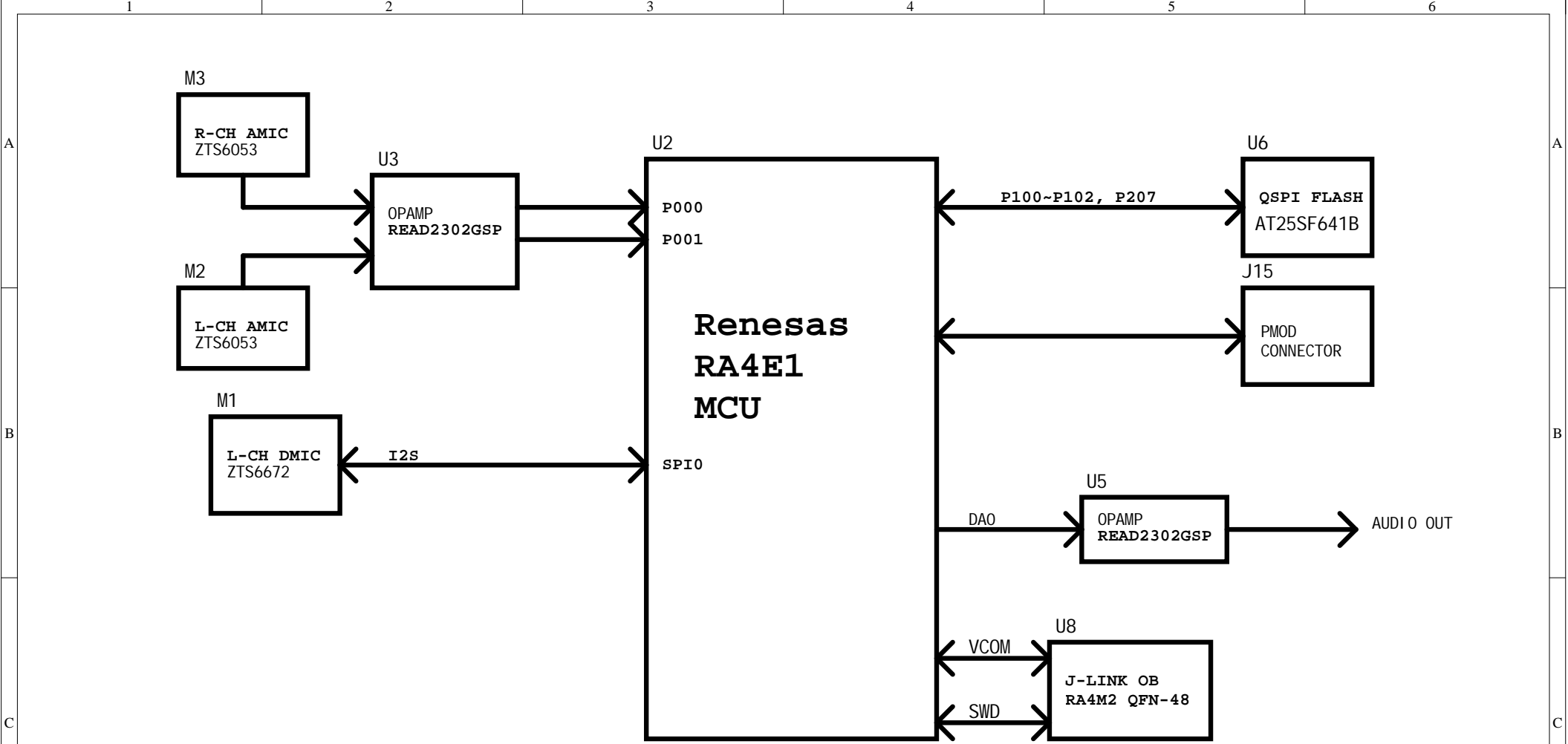
Release Date: Sheet 1 of 4

File: VUI_p01_TitlePage_RA4E1-20220329.SchDoc

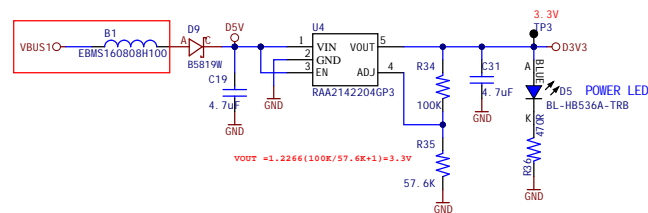
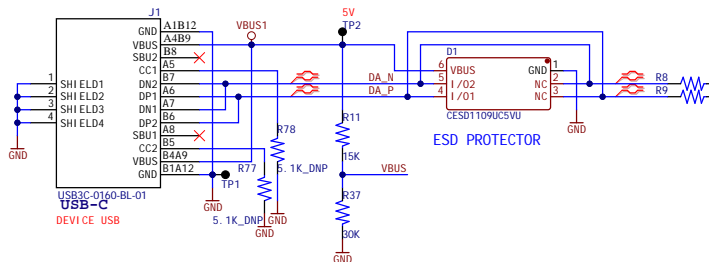
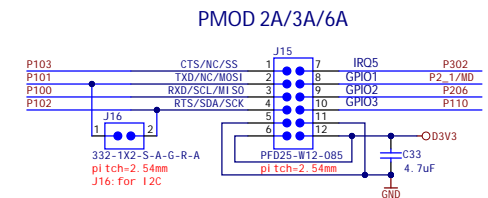
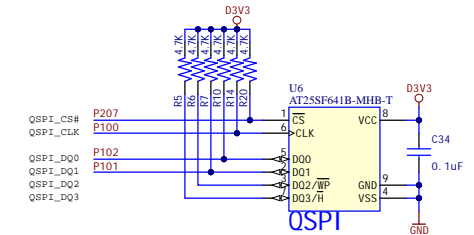
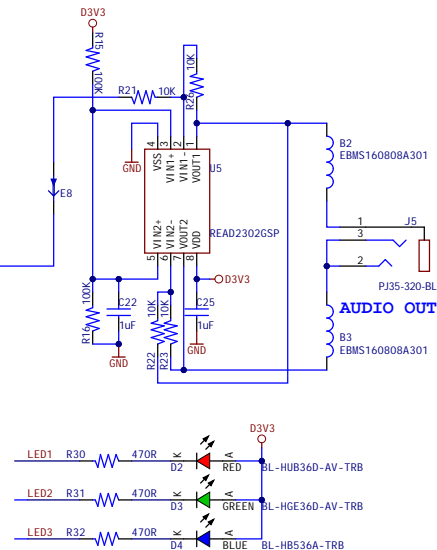
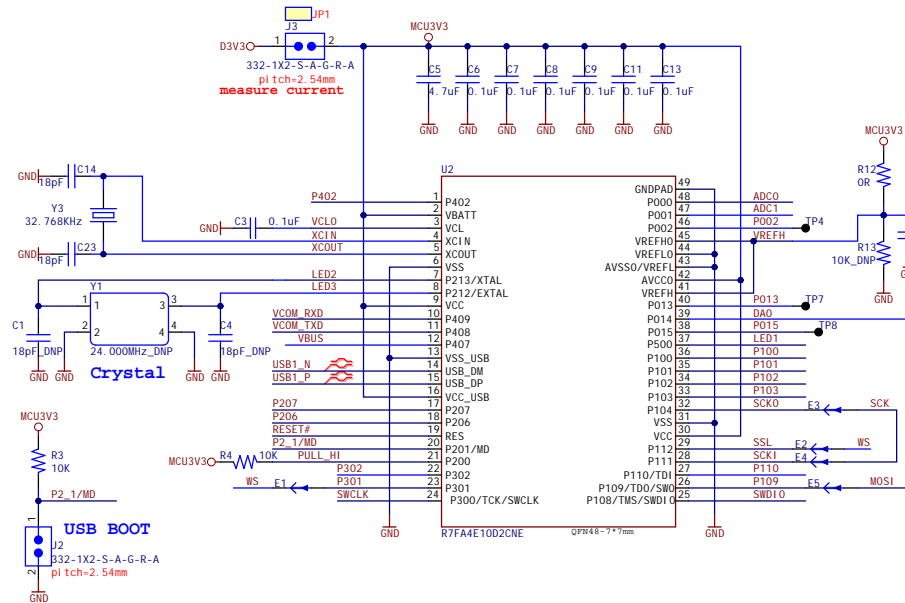
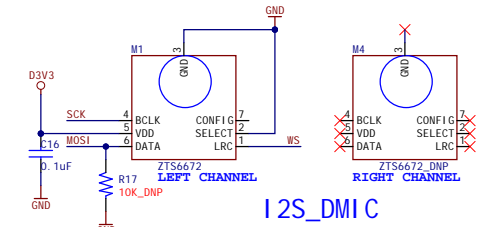
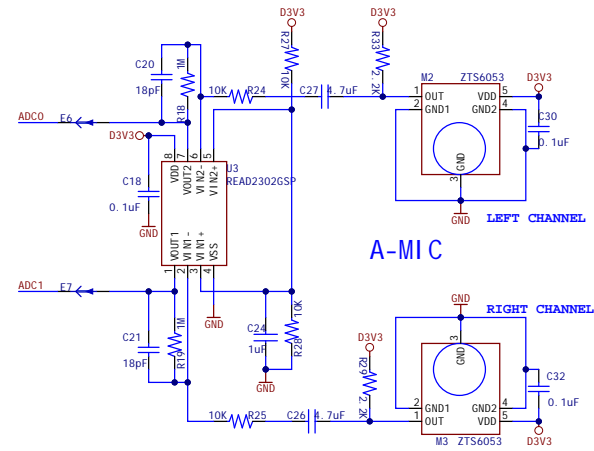
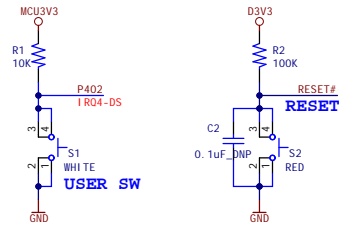


www.renesas.com

60 Last Updated: 2022/4/1



NOTE : DNP is Not Populated



| | | | |
|---------------------|-----------------|--|-----|
| Renesas Electronics | | | |
| Title | | | |
| V01 CE-RA4E1 | | | |
| Size | Document Number | | |
| A | RA4E1_QFN48 | | |
| Date | | | Rev |
| Sheet 1 of 1 | | | 3 |

