

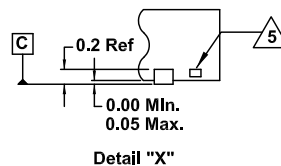
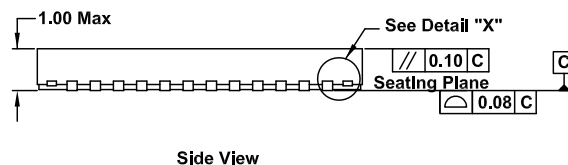
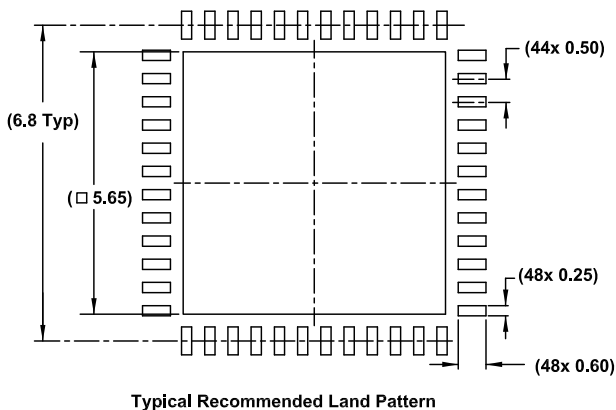
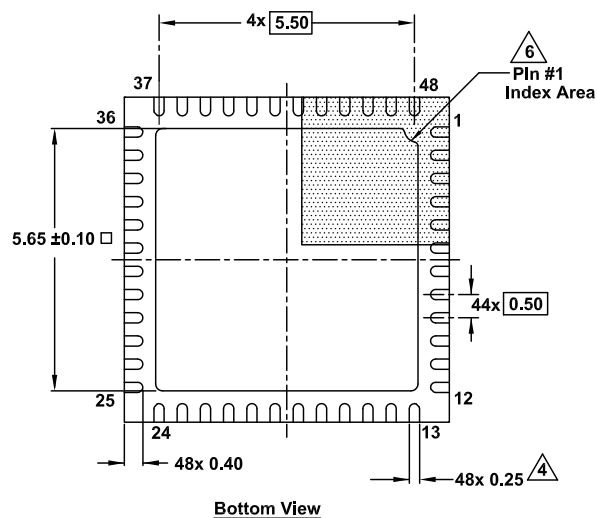
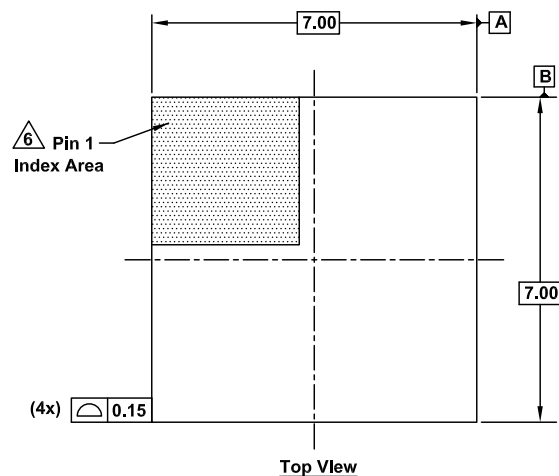
Plastic Packages for Integrated Circuits

Package Outline Drawing

L48.7x7M

48 Lead Quad Flat No-Lead Plastic Package (QFN)

Rev 1, 2/20



Notes:

1. Dimensions are in millimeters.
Dimensions in () for reference only.
 2. Dimensioning and tolerancing conform to ASME Y14.5m-1994.
 3. Unless otherwise specified, tolerance: Decimal ±0.05.
- △ Dimension applies to the metallized terminal and is measured between 0.15mm and 0.30mm from the terminal tip.
- △ Tiebar shown (if present) is a non-functional feature.
- △ The configuration of the pin #1 identifier is optional, but must be located within the zone indicated. The pin #1 identifier can be either a mold or mark feature.